

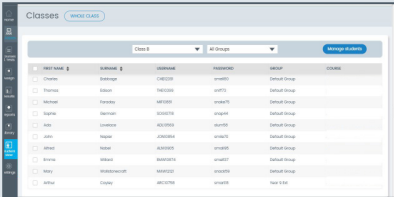
# Mathletics

# Teacher Console Map

### Manage Students



View classes, create groups, assign courses, change curriculum, download sign-in cards and print certificates – all on one screen.



### Courses



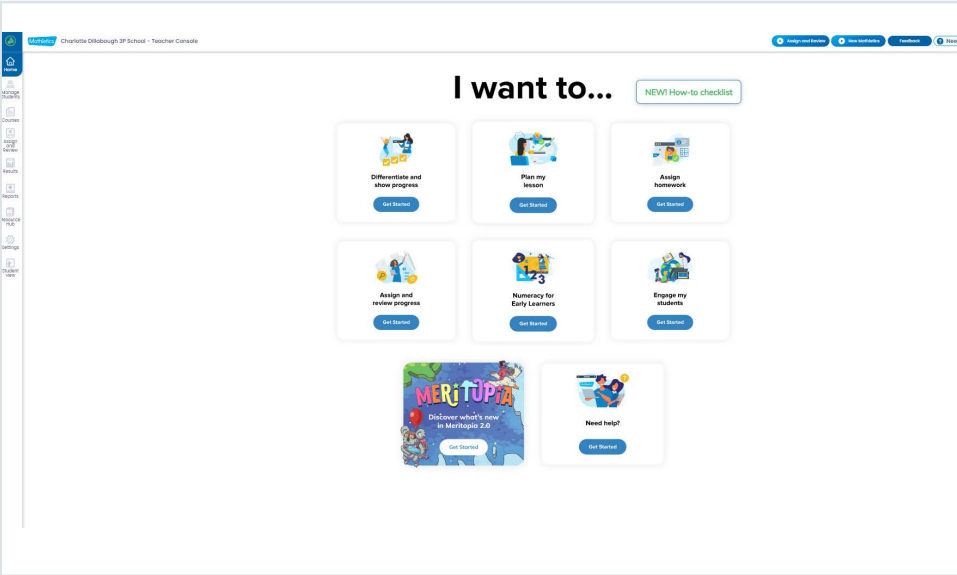
View available curriculum courses, update student courses for curriculum alignment and differentiation. You can also modify courses and show or hide course topics to focus student learning.

### Resource Hub



Access over 700 Problem Solving & Reasoning activities along with hundreds of printable e-books in the Mathletics Library and Numeracy for Early Learners resources.

The simple left-hand navigation menu is designed to make teacher tools easily accessible.



### Assign



Preview and assign all content from the one dashboard

### Show Me How

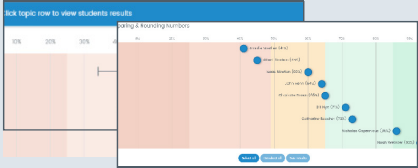
A step-by-step guide to your Mathletics features without leaving your console.



### Reports



View in-depth achievement, improvement, participation and usage data. Certificates can be downloaded and printed here too.



### Student View



The new and improved Student View allows you to view your students' dashboards at an individual student level or access demo student view.

### Results



Here, you can easily group students by grade band, based on the result of their latest attempt at each activity. View the 10 most recently attempted activities, results by student or results by topic and activity.

### Settings



Set Live Mathletics minimum levels for each student.