


# Quick Guide to Homework with Mathletics

Mathletics

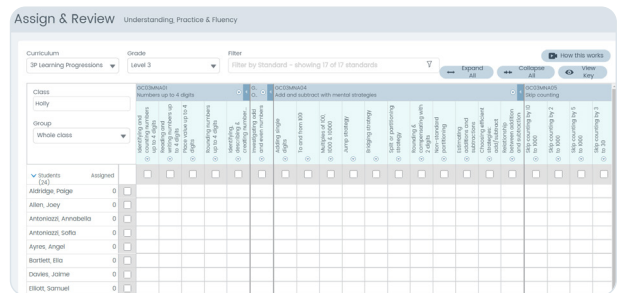
## 1 Send home the Parent Pack

- Click [here](#)
- Sending home this pack will give parents the information they need to assist their child in logging in from home.



## 2 In Assign, select curriculum activities for students to complete at home in just a few clicks!

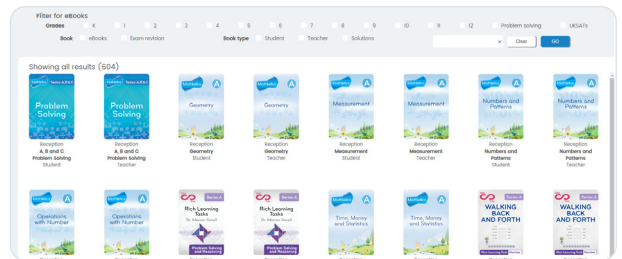
- Click **Assign & Review**
- Click **Learn** or **Revises**
- Select a topic
- Select activity/activities
- Choose a due date
- Click **Assign**



You can view their results under **Assign & Review**. You will see all marks for students' completed activities under each topic.

## 3 Use the Resource Hub and access the Mathletics Library to print and send home worksheets

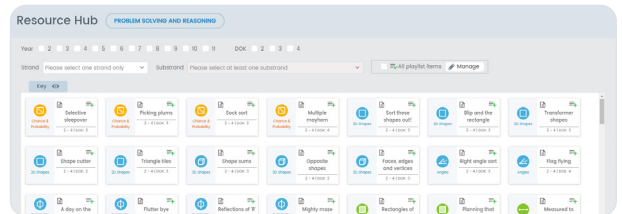
- Click **Resource Hub**
- Click **Mathletics Library**
- Select a workbook
- Click **Download eBook**



You can have students bring the worksheets back to class or email you their work.

## 4 The Resource Hub also gives you access to Problem Solving & Reasoning where you can assign one of over 700 questions for homework

- Click **Resource Hub**
- Click **Problem Solving & Reasoning**
- Select an activity
- Click **Assign to...**



Students can ask questions related to their assigned Problem Solving and Reasoning activities within the Mathletics Console. Click into Assign & Review then Problem Solving & Reasoning to view your students' work and respond to any questions they have.

## 5 Challenge your students play *Live Mathletics* for fluency practice

Student Instructions:

- Login
- Click **Play**
- Click **Live Mathletics**
- Have Fun!



Monitor your students' results by navigating to Student Results and clicking *Live Mathletics Points*.