

Reading Eggs/ Eggspress Reports

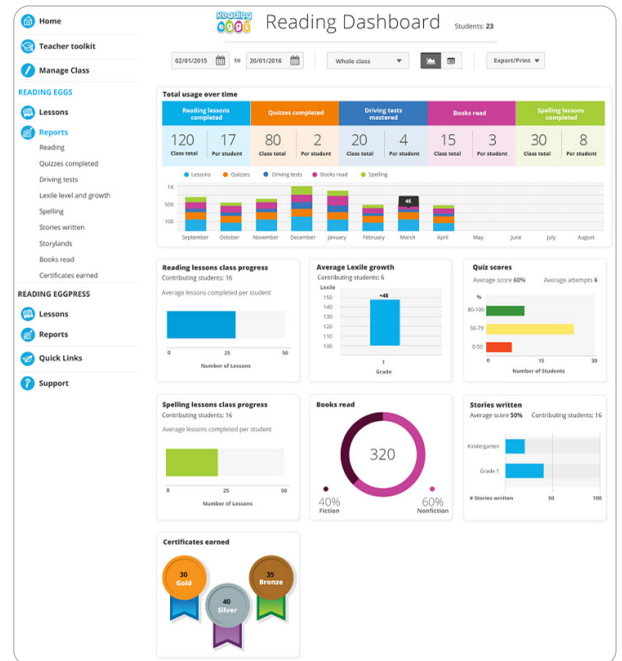


The reports section allows you to view class and student data. You can view data like lessons completed, driving tests mastered, course progress and even if your students are working at grade level. You can also export individual student reports. Below are some quick instructions on how to find a few of the popular reporting features.

Dashboard

In Dashboard, check out a snapshot view of how your class is progressing. You can drill down by clicking on the results you are interested in.

- 1 Click Reports
- 2 Click Dashboard
- 3 Toggle from Chart to Table at the top of the screen to drill down to student results
- 4 Click on the student's name
- 5 Click on Export to print full report



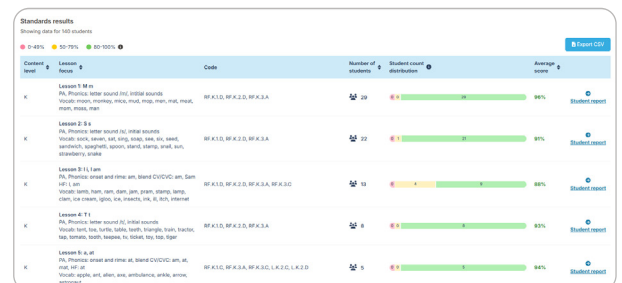
Subject Reporting

Drill-down to view student and class results across key subject areas.

- 1 Click Reports
- 2 Click the subject area
- 3 Review the results

Curriculum Performance

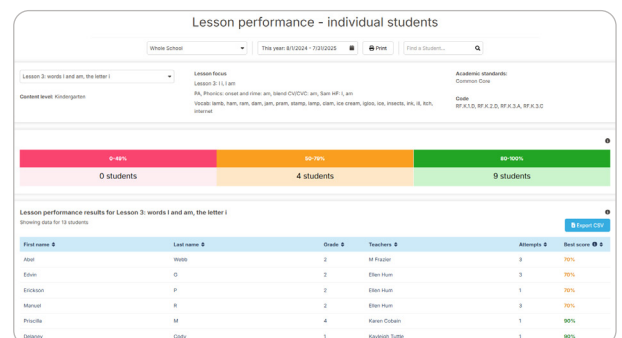
- 1 Click Reports
- 2 Click Curriculum Performance
- 3 Review the Results
- 4 Click on Student Report to review individual student performance on a specific lesson



Note: You can view results by content level and class, as well as export the data. Results from last year are also available.

Lesson Performance - Individual Students

- 1 Click Reports
- 2 Click Lesson Performance - Individual Students
- 3 Review the Results



Note: You can filter the report by student name, grade, teacher, attempts and best score. The report is available for export, and results from last year are also accessible.

Certificates

Using certificates can help you celebrate student's achievements! Simply follow the steps below.

- 1 Click Reports
- 2 Click Certificates earned
- 3 Export to print

