

Explore your child's online mathematics program

Mathletics



Dear Parent or Guardian,

Your child is using Mathletics as part of their mathematics lessons at school. Mathletics is a targeted, rewarding and captivating online learning resource, which is aligned to curriculum standards. Students can continue using Mathletics at home – they simply sign in with their school username and password using any compatible computer or mobile device.


The extra Mathletics practice at home can make all the difference to your child's progress. Encourage them to aim for a weekly target of 1,000 points to earn certificates as they work their way up through Bronze, Silver, Gold, Platinum, Emerald, Diamond, Epic and Legend levels.

Sign in with your child to start exploring what Mathletics has to offer:

- 1 Visit www.mathletics.com using your child's login details below.
- 2 Explore all the engaging activities and games Mathletics has to offer.
- 3 Check out 'My Progress' for your child's activity results and certificates.
- 4 Go to the Parent Portal to [sign up](#) for weekly reports on your child's progress delivered straight to your inbox at www.mathletics.com/parent-portal/sign-up.



PC & Mac

Simply visit mathletics.com
and click 



QR Code Sign-In

Jump into Mathletics effortlessly using
the QR code on your sign-in card



Tablet & iPad

Download our FREE Student App
from all major app stores

Student Mathletics Login:

Fill in student login information or
print off their QR code card.



Username: _____

Password: _____

Sign in at: mathletics.com

Resources

Students can review topics, practice their skills, learn key words and access workbooks to curriculum-aligned material. This area contains Workbooks and the A-Z Math dictionary.

Games

The Games section offers a range of engaging mathematical games, including Multiverse and Rainforest Math. Students can also visit Meritopia. It's an engaging student reward area. Students can unlock and explore this interactive, open-world game once they earn points for completing activities.

Live Mathletics

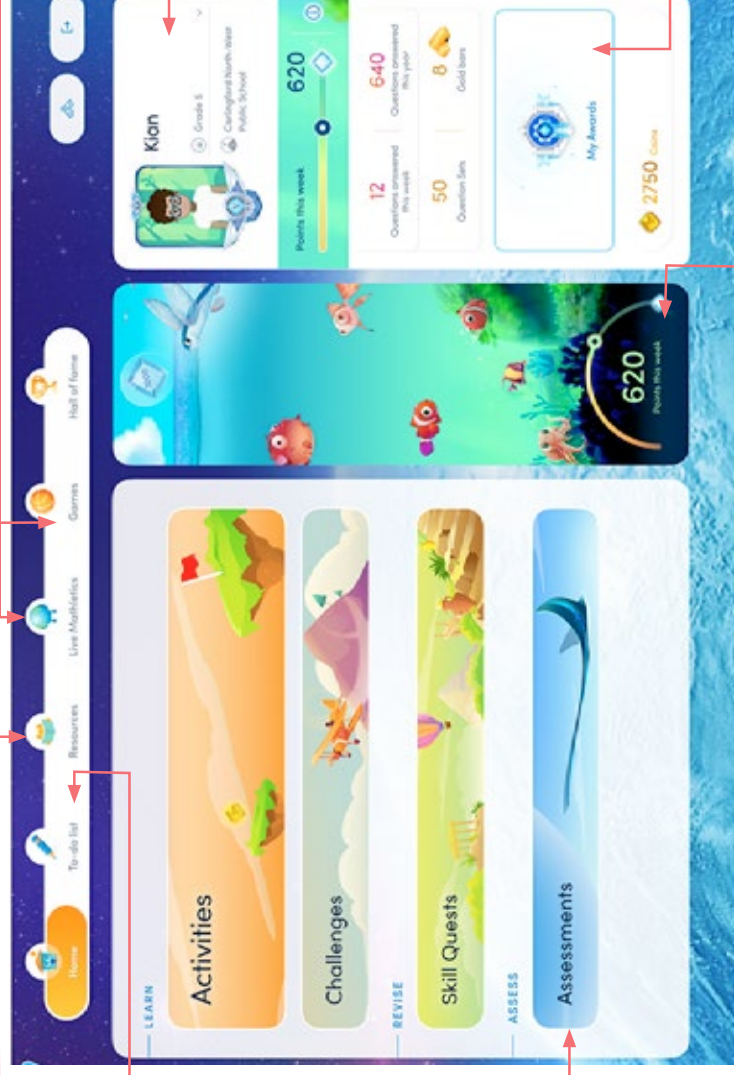
Students practice their mathematical fluency in Live Mathletics, where they can challenge each other to a real-time 60-second race that tests their speed and accuracy. By playing in the Live Mathletics widget, students can also earn M Coins.

Student 'To-Do' List

It's where students will find all teacher-assigned activities. These could be curriculum-aligned activities (Skill Quests and Courses), Problem-Solving activities or Assessments.

Assigned Tests

Students can access assessments that have been set by educators.



Student Console

The Student Console displays each student's statistics, including points earned, questions answered, sets completed and gold bars earned. This tracks each student's progress and their accomplishments.

Students design and customize their avatars using M Coins, earned by completing educator-assigned activities and self-directed challenges.

My Awards

Students can celebrate their hard work with personalized certificates tied to new Achievement Levels. Ranging from Bronze to Legend, these reflect how often a student has earned 1,000 points per week.

Points This Week

This fun and engaging widget showcases how many points students have earned on a weekly basis. With every 100 points earned, a new surprise appears.

Meritopia

An engaging student reward area. Students can unlock and explore this interactive, open world game once they earn points for completing activities.

Top 10 Tips for using Mathletics to support your child's learning at home.

Mathletics



1 Weekly Parent Report

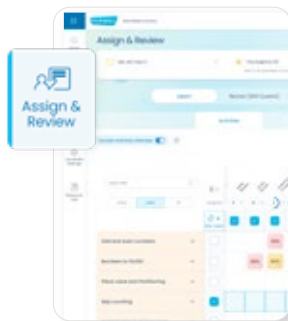
Keep up to-date on your child's progress by signing up for our parent reports delivered straight to your inbox each week. Sign up here using your child's username and passcode: [Weekly Parent Report](#)



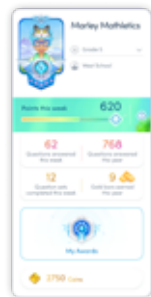
2 Mathletics can be accessed on PC / Mac, iOS and Android devices as well as Windows tablets and Chromebooks. For use on iPads, Mathletics can be accessed through Safari or downloaded as a free app.



3 Your child's teacher has set them up with the correct curriculum content, allowing them to explore independently as well as complete any assigned work.



4 Encourage your child to achieve a weekly certificate by earning 1,000 points or more. They can only achieve 1 certificate each week.



5 Mathletics uses a traffic light system to show children's achievement in each activity. Activities completed with a score of 85% or more will show green. Your child can see which activities they need to practice a little more by looking for any with an orange indicator – meaning they scored 50-84%. Activities in red, they will need some extra help with.



6 If a teacher has assigned an activity to complete, it will appear in your child's To-Do List. Any items in the To-Do List need to be completed before your child can access other areas of Mathletics. If there are no items on the To-Do List, students can access curriculum and problem-solving activities under the Explore tab.



7 If your child finds a question difficult, remind them that there is a button at the top right-hand side of each question and clicking on this will open up some support to help them.



8 Mathletics is full of great additional activities that make learning mathematics fun. Students can use their math skills to do games, such as Rainforest Math, Multiverse and Meritopia. These games allow your child to practice their math skills in a fun and engaging way!




9 Practicing mathematics offline is important too! You and your child have access to printable worksheets right in their student console.



10 Celebrate achievements and effort

Celebrate your child's learning success by viewing what achievement level they are at. They can move up in the ranks from Bronze to Legend by earning 1,000 points per week!



Mathletics rewards and recognition

Mathletics

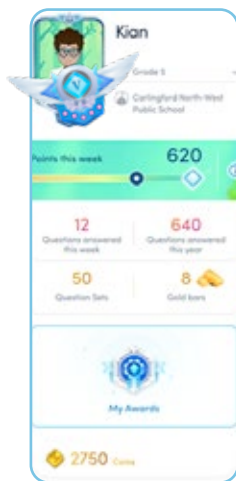


Mathletics understands the importance of keeping your child motivated and engaged.

Motivating your child to use Mathletics is easier than ever. Some students are motivated by avatar customizations and some are motivated by how many question sets they complete throughout the year.

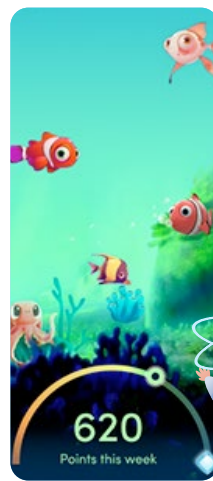
Students can easily see their metrics right on their Student Console.

Points: Students are awarded points for every correct answer they give in Mathletics curriculum activities and Live Mathletics. The student's weekly points score is displayed at the top of the Student Console. When a student earns 1,000 points in a single week, they are awarded a certificate.



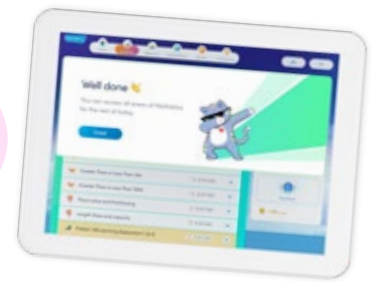
The Student Console

The Student Console displays each student's statistics, including points earned, questions answered, sets completed and gold bars earned. This tracks each student's progress and their accomplishments.



Points this week

Points this week are displayed in the Student Console on the home page.



Earning points

Curriculum content (Quests & Activities):

- 1 x correct answer = 10 points
- 1 x correct test answer = 20 points
- 1 x correct "Are you ready" answer = 20 points

Live Mathletics:

- 1 x correct answer = 1 point
- 1 x correct bonus level answer = 2 points

How to earn merits

1 x completed Quest step = 1 merit



Bonus:

Level up or complete a Quest = 50 points

For example, if they complete a Quest with 3 steps, they will earn 3 merits!

Earning certificates

Earn certificated by earning 1,000 points per week. Students start at Bronze and can move all the way up through the ranks by reaching Legend status!

