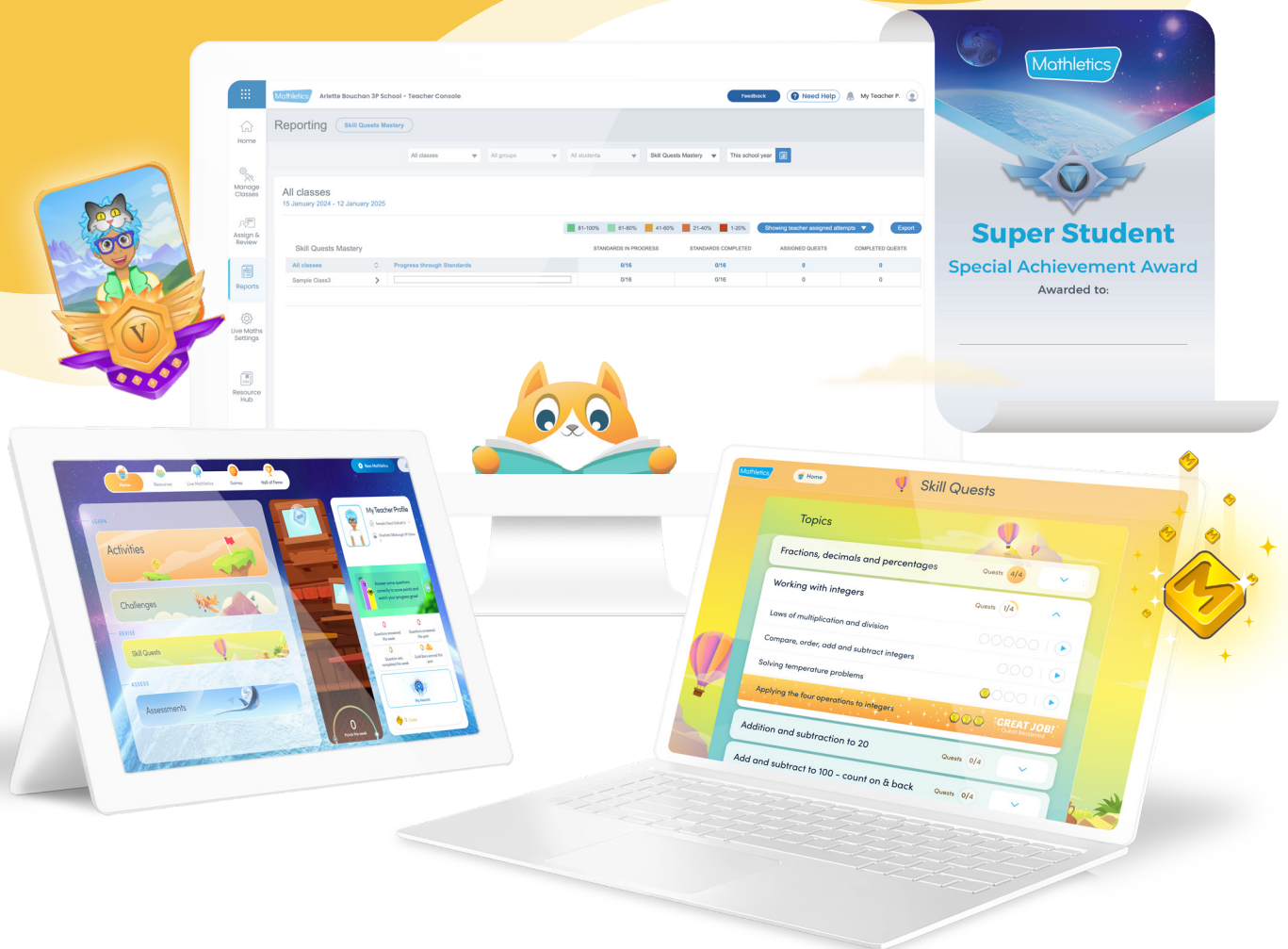


Mathletics

Mathematics competition pack

Teacher guide for class
or school competition



Suitable for all ages

This Mathematics Competition is a great opportunity to get students excited about mathematics while they practice their math skills. This mathematics competition recognizes student effort and achievement in a fun environment!

Whether you plan to run the competition with just one class, or you want to get the entire school involved, this pack contains everything you need to coordinate and run a fun, educational online event.

Let's get started!




Getting Started

Step 1: Choose participants

You can run the competition between students in a single class or add an extra element of excitement (and challenge!) by getting the entire school and even teachers involved.

Step 2: Schedule in Mathletics time

Try to coordinate your entire class (or school) to jump on Mathletics at the same time – either at home or at school. If you've tasked them with Live Mathletics, it'll create a real buzz to have all your students competing against each other, or even have students race against teachers! If you can't get your students online at the same time, you can ask your students to work on Mathletics activities and games in their own time.



Step 3: Explain competition guidelines

Skill Quests (curriculum-aligned activities) and Live Mathletics will count towards your students' score during the competition. Let them know you will be reviewing their Live Mathletics points, and their curriculum points to reward based on effort, participation, and results.

Curriculum: These activities cover the key components of your curriculum. Each curriculum-aligned topic contains a series of assignable activities covering various topics that build students' skills and understanding in that specific area. How are points earned? In curriculum activities students will earn ten points per correct curriculum question answered.

Live Mathletics: Live Mathletics is the perfect way to practice and build mathematics skills. Learners challenge each other to a real-time 60 second race that tests the speed and accuracy of their mathematics fluency.

How to earn points

Curriculum content	Live Mathletics	BONUS
1 correct answer 10 points	1 correct answer 1 point	Level up or complete a Quest 50 points
1 correct test answer 10 points	1 correct bonus level answer 2 points	

Rewards and extra fun activities

Throughout your competition you can reward students for their hard work, with our special Mathletics certificates and prizes.

You can find your Mathletics certificate at the end of this pack. You could give prizes for:

- The classes or students who have improved the most
- The class or student with the highest Live Mathletics points
- The class or student with the highest Skill Quest points
- The class or student who accumulated the highest number of overall points
- The student who completed the most Skill Quest activities



You can also include certificates for extra mathematics themed activities throughout the competition. Check out ideas some ideas below!

Mathematics Expression Day

Have the students dress in something they think is related to Mathematics. It could be patterns or polka dots to count. They could be mathematical symbols or dress up like mathletes!

Mathematics Meals

Why not cook some mathematics themed food? This could be some fun homework or done anytime if students are learning at home. Encourage your students to cook something they like (with help from an adult!) -this could

be a cake, fairy bread, even a pizza. Give students a few simple questions to help them explore the concept of fractions and measurements at home. Have them take a picture and send it in!

Mathematics Poster

Put students into small groups. Ask them to discuss what they think of Mathematics and how they could express that in a poster. Encourage them to think of things that they need to use Mathematics for beyond the classroom! Best poster wins!



Tracking Progress During the Competition

Your Teacher Console

Reports and Results will be your go-to tools to help you stay on top of your students' progress during the competition.

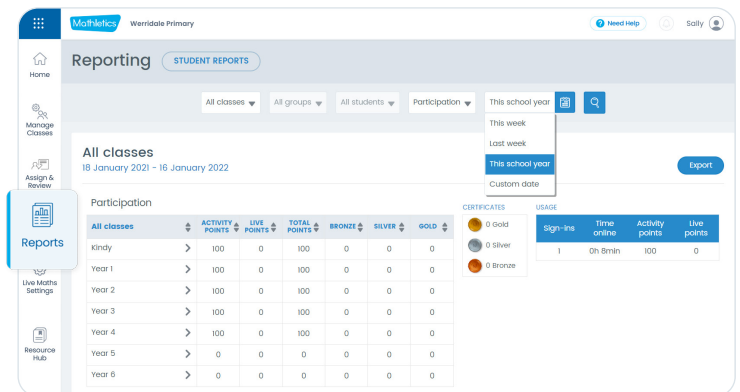


Reports

To view activity points for your students:

- 1 Select Reports, then Student Reports
- 2 Use the date filter at the top of the page to select your competition dates

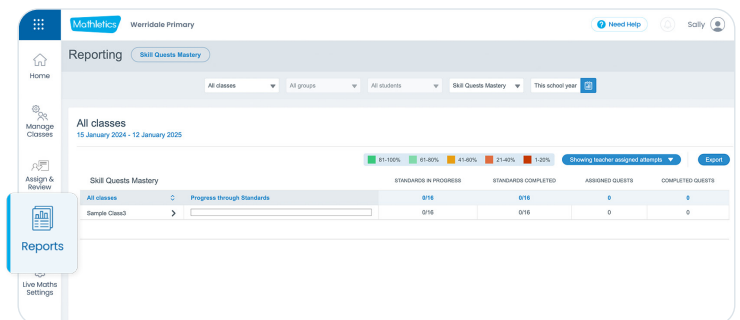
You'll now see the number of activity points each of your classes has collected for the period. Click on a class to see an individual students' activity points



To view Skill Quest completed:

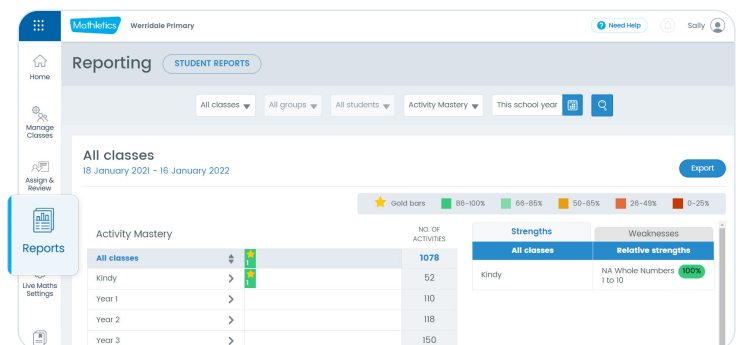
- 1 Select Reports, then Student Reports
- 2 Use the date filter at the top of the page to select your competition dates
- 3 Go to the Participation dropdown, and select Skill Quest Mastery

You'll now see the number of activities completed by each of your classes. Click on a class and then an individual student's name to see the number of their completed activities.



To view Live Mathletics results for your students:

- 1 Go back to your All Classes view using the filters at the top of the page
- 2 Click Participation dropdown
- 3 Select Live Mathletics
- 4 Click the magnifying glass



You'll now see the Live Mathletics score for each of your classes. Click on a class to see an overview of each students' Live Mathletics score. Click on a student's name to see where this student has earned their points.



Mathletics



Super Student

Special Achievement Award

Awarded to:

Mathletics



HALL OF FAME

Achievement Award

Awarded to:
